

↑

1/4

→

ICFLANO		ICFLANO LIMITED
ILUSIRE PRECISION		ILUSIRE PRECISION LIMITED
		ILUSAN TECHNOLOGY LIMITED
		Govell Qtic Electronics Limited
		()
		ILUSIRE ICT (VA... LIMITED
		(
C	Ê	±
		ILUSIRE ICT (NE AN) COMPANY LIMITED

“ Ê O ” & Ê “ m

BS		BS Attentive Interface Solutions GmbH Germany
BS		BS Attentive Interface Solutions US LLC USA

	97,971,180,910.27	81,961,159,810.61	19.53%
	4,355,755,981.55	3,784,080,805.82	15.11%
	4,154,333,409.12	3,391,800,589.04	22.48%
	8,814,029,152.12	2,423,147,152.95	263.74%
/	0.61	0.53	15.09%
/	0.60	0.53	13.21%
	9.12%	10.09%	0.97
	147,267,750,885.18	143,384,319,074.71	-0.73%
	49,621,055,688.02	45,342,897,318.53	9.44%

1

2

	2,987,985.77	
	344,602,388.46	
	19,399,201.85	
	196,733,404.76	

	12,027,395.86	
	-36.02	..
		&

m



68,437,736.09 25,717,167.27 -72.81%

	1,665,542,565.52	1.11%	1,353,266,499.91	0.91%	0.20%
	671,136,667.19	0.43%	586,577,865.23	0.40%	0.08%
	333,255,469.58	0.23%	431,123,451.91	0.29%	-0.08%
	1,881,680,388.10	1.28%	2,197,204,594.09	1.48%	-0.20%
	797,441,734.00	0.54%	810,913,529.72	0.55%	-0.01%
	975,083,278.43	0.63%	1,208,582,281.01	0.81%	-0.15%
	1,904,965,965.70	1.29%	1,676,259,912.33	1.13%	0.16%
	308,628,665.89	0.21%	515,064,217.52	0.35%	-0.14%
	31,055,241,822.22	21.08%	49,786,483,552.54	33.55%	-12.47%
	446,949,722.28	0.30%	472,880,196.48	0.32%	-0.02%
	2,089,661,132.62	1.41%	3,967,087,125.24	2.67%	-1.26%
	647,738,522.23	0.44%	665,910,085.66	0.45%	-0.01%
	1,222,013,816.72	0.84%	1,606,665,177.00	1.08%	-0.24%

2

3

1	1,336,236,850.46	74,027,215.06			11,665,166,525.88	11,474,503,988.73		1,590,916,602.67
2	27,089,619.45	17,586,313.40						44,625,962.85
4	440,106,992.66		69,733,613.02					370,373,379.64
5	35,700,000.00							35,700,000.00

	1,829,073,492.57	91,613,528.46	69,733,613.02	0.00	11,665,166,525.88	11,474,503,988.73	0.00	2,041,615,951.66
	1,829,073,492.57	91,613,528.46	69,733,613.02	0.00	11,665,166,525.88	11,474,503,988.73	0.00	2,041,615,951.66
	44,318,321.50	115,068,798.98						159,387,115.48

	6089 5		22,50 0,00 .00		32,3 7,25 7,92	- 98,56 2,883 .04	19,7 8,73 7,01	0,00	0,00	- 98,29 8,149 .72	243,8 16,39 4,88		
	4075 5		50,00 0,00 .00	14 (72,48 0,00 m.00	28,76 0,00 @00	43,55 4,00 7,4200	0,00	0,00	28,76 0,00 .00	101,2 40,00 0,00		
			72,50 0,00 .00	--	44,8 5,25 7,92	- 69,80 2,883 .04	23,3 3,73 7,01	0,00	0,00	- 69,53 8,149 .72	35,0 5,39 4,88	--	--

2

1



	3 4 5 6
	2023 02 21
)	


2

5

1

2

10%



link Gles MicoS de RL de CV

1



2

“ ”

—

”

“

“

”

2 " " (m %o "

m (u

						/				
		SC2		16	3 04	(DB2/404-202) 435 2022	DB2	0 82	/	/
		NGx		19	21 01	GB290 2008 435 2022	DB2	1 7	1 7	853 /
				15	1 82	(DB2/404-202) 435 2022	DB2	3 37	/	/
		VGs		23	1 71	DB2/404-2021		8 06	/	/
				1	1 59	/		3 01	49 04	/
				1	2 86	/		5 73	70 8	/
				1	22 54	/		51 86	69 86	/
				1	0 07		GB078 1996	0 2	/	/
				1	41 75		GB078 1996	92 53	79 32	/
		HH		1	7 4		GB078 1996	/	/	/
				1	2 92		GB078 1996	6 22	/	/
				1	32 92		GB078 1996	88 3	/	/
				1	0 38		GB078 1996	0	/	/

				2	A2/A1 4	0 001 6	GB1572 2015		0 00 1	00 06 3	/
				2	A1	0 015 75	GB1572 2015		0 00 8	00 34	/
				2	A2/A1 4	/	DB1/983 2015		0	/	/
		HH		1		/	GB1900 2008 1986 4	3 GB978	/	/	/
				1		10 52 3	GB1900 2008 1986 4	3 GB978	2 57 1	19 791	/
				1		9 619	GB1900 2008 1986 4	3 GB978	2 61 3	98 956	/
				1		0 113	GB1900 2008 1986 4	3 GB978	0 08 8	98 96	/
				1		1 067	GB1900 2008 1986 4	3 GB978	0 02 9	09 9	/
				1		7 086	GB1900 2008 1986 4	3 GB978	1 64 2	29 687	/
				1		2 209	GB1900 2008 1986 4	3 GB978	0 67 8	19 791	/

							GB21900 2008 3			
			1		0 091	GB21900 2008 3 GB9978 1996 4		0 05 3	0 02 97	/
			1		0 091	GB21900 2008 3 GB9978 1996 4		0 00 1	0 02 97	/
		SC2	8		1 09	(DB2/404-2021)		0 43 2	/	/
		NGx	8		0 161	GB21900 2008		0 14 3	0 09 08	/
			10		8 3	(DB2/404-2021) GB 31572 2015		7 97 6	10 55	/
		VOs	24		1 1	(DB2/404-2021) GB 31572 2015		1 64 9	14 597 2	/
			1		0 506	(GB 39731-2020)		1 60 9	49 04	/

“

”

“

”

“

”

“

”

“

/O

“

”

“

”

“ ”

“

”

“ ”

“ ”

“ ”

“ ”

“ ”

“

”

“ ” “ ”

“ ” “ ”

“ ” “ ”

“ ” “ ”

“ ” “ ”

+

“ “ ”

“ ”

()			()	()	()		
	99% 07						
>ñ Á	89% 12			X N*6 F 'E(Ew6\$%`žhÇ' -6 •,tW™†g1 'E™†g1 ,WP% ,tP P 8'y			

1



2023

ú 2023

ú 22 Ê " O .
ú "2023 ÊÊ "Êm"
013 M

--	--

2

3

4

5

6

7


1

1

2

3

2



		5 928 7	2020 12 14	0					
		3 2269 3	2017 06 27	0					
,		15 63 66	2022 09 05	1,839 6					
		2 7913 9	2021 06 25	0					
,		10 602 77	2023 03 21	1,329 7					
		7 358 4	2021 01 28	0					
,		133 677 .3	2023 02 27	224 22					
		7 358 4	2020 10 09	1,904 7					

		829 78	2021 09 27	0					
		1,300 6 4	2021 09 27	0					
		6,453 8 6	2021 11 15	3,457 4 3			%	%	t
()		5 000	2020 04 27	229 3					
()		6 000	2018 01 01	1,000			2023 12 31		
()		10 800	2022 01 24	140			2025 1 23		
()		10 000	2022 06 01 %	2,920 (0	,920	3		
()		5 000	2021 07 01	2,800			2024 6 30		
()		10 000	2021 08 01	976			2023 7 8	0	

()	6 000	2023 06 16	0	2023 3 9
	13 829 7	2023 06 28	0	
Q1			Q2	4 666 27
Q3	307 900 07		Q4	32 180 66 66
				4 666 27
BANCO DE BRASILIA S.A. - B3 - P \$ v H € x A 2023				

4

	7 115 48 4 008	100 00%				16 767,4 06	16 767,4 06	7 132,25 1,414	100 00%
--	---------------------------	----------------	--	--	--	------------------------	------------------------	---------------------------	----------------

	494,313	0	164,700	659,085		
	533,132	0	45,100	608,280		
	11,178,885	0	906,300	12,085,285	--	--

			304,774			0
			3%			
			2,731,537,666			1,076,610,000
			57,125,667	1,500,000		
			84,428,888			

9LECS +

08%

--	--	--	--	--	--	--	--	--	--

0.5% **38,557,184**

0 **38,557,184**

10

10

1

2023	23 SCR01	01238165 7	2023 04 21	2023 04 21	2023 07 20	120 000	2.77%		
2023	23 SCR02	01238193 0	2023 05 23	2023 05 23	2023 11 17	80 000	2.42%		

2

3

4

1

“ **fM**

2			1,088,866	108,886,600.00	3.46%
3			888,242	88,824,200.00	2.98%
4					

	415 437 34	339 180 06	22 48%
EBITDA	22 08%	20 08%	2 00%

1

2023 06 30

	2023 6 30	2023 1 1

		2 018 546 150 81	
		2 879 330 41	
		370 373 379 61	
		35 700 000 00	
		1 881 01	54 704 2
		721 827 23	44 086 022 705 0
		85 139 57	911 7
		2 680 86	2 095 68888, 4V
		1 730 01	1 730 01
		797 41	810 913 529 7
		975 083 2	1 208 582 281 0
- 6	6	, 02916 - 1,66145 95 70	Ê " 1,674

	549 829 481 70	1 232 252 431 14
	2 089 661 132 62	3 957 087 125 24
	63 817 718 170 54	74 681 211 902 99
	14 706 767 877 35	9 205 313 080 94
	2 748 611 366 28	2 689 623 546 98
	736 347 508 08	800 739 041 51
	550 979 51	682 513 39
	617 738 552 23	665 910 085 66
	1 242 013 806 72	1 606 665 177 00
	4 683 24	324 089 05
	20 082 084 733 41	14 989 237 474 53
	83 889 752 903 95	89 600 449 377 52
	7 132 251 414 00	7 089 908 647 00
	527 294 138 05	527 319 637 88
	4 171 828 291 51	3 652 636 861 74
	918 483 720 14	651 458 316 25
	2 971 855 57	2 084 859 61
	1 121 072 688 83	1 121 072 688 83
	35 717 193 529 92	32 288 416 277 22
	49 621 085 688 02	45 342 897 318 53
	13 746 902 313 21	13 440 972 378 66
	63 367 997 981 23	58 783 889 697 19
	147 267 750 885 18	148 384 319 074 71

2

	2023 6 30	2023 1 1
	3 680 717 523 19	2 470 873 229 56
	486 166 165 37	425 160 741 00
	113 519 040 14	96 318 451 09

6 17	6 130 919 529 55
9 168 92	153 214 652 87
70 289 31	250 586 765 44
10 000 000 00	150 000 000 00
32 404 446 97	365 123 547 22

46 152 410 96	509 574 733 25
---------------	----------------

636 089 374 38	614 489 717 4	4 -
----------------	---------------	-----

	8 816 081 08 4 566 224 466 19	5 987 465 42
--	--	---------------------

	87,549,264,788.16	71,741,834,989.29

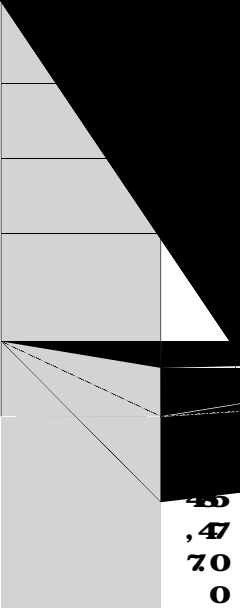
	148 287 089 99	146 241 867 73
“ ”	2 864 174 63	
	- 4 395 675 76	
“ ”		
“ ”		
“ ”		



6 598 757 657 00

	6 100 816 149 65	1 041 574 221 24
	6 140 204 475 39	1 231 238 797 74
	- 130 989 721 49	- 479 888 819 62
	318 322 618 28	373 667 539 54
	9 082 410 000 00	7 434 813 023 06
	2 000 000 000 00	4 736 601 789 98

	908	96	636	83	89	072	,41	,89	,97	,86
	,61	37	,86	16	.61	,69	62	73	23	96
	70	88	17	25		88	77	18	78	97
	0		4			3	22	53	66	19




45
,47
70
0



	,26			25	,96		55	.65	06		54		07	83	90
	60			79	15		09		61		84		59	04	63
	0				8						65		37	46	83

8



	7,050,465,477.00			527,358,025.98	3,080,149,716.35		162,951,614.67		985,161,506.61	6,536,651,487.02		18,332,757,857.68
	34,591,789.00			-26,500.19	440,775.386.53		21,101,904.70		-68,334.48	686,467.130.48		-140,024.50.44
							21,101,904.70					

4												
5												
6												
1												
2												
	7,055,286.00			527,335.79	3,520,951.08		184,053.549.37		985,161.506.61	5,800,184,355.4		18,192,733,307.19

“ ” “ ”
 “ ”

“ ”

“ ”

6

“ ”

8

9

“ ”

10

d 5 d

1 1
e° °

1 — d

1
d I

11

“ ”

12

“ ”

13

@ @

“ ”

14

@

•

•

•

17

17

M

21**1****1****2****2**

		20 30 43	0 1 10	2355
		3 15	1 10	633

3 -

22

23

}) Ê

21

“ ”

5

1

27

28

29

1

2

3

4

30

“ ”

31

-
-

32

33

-
-
-

-
-
-
-
-

-

-

“ ”

“ ”

“ ”

“ ”

”

“

“ ”

38

39

1

2022 11 30 > < 2022 31 16	1 2023 4 27 2 2023	

” “

()	1
	1
IOSHARE ICT	2
	1
	1
	1
	20
	25
	25
Iushare ICT, inc	3
	19
Suk kunststofftechnik GmbH	15
Krea IushareICT Co, Ltd	4
	10
)	5
(0
Gaseteck Singapore PTE LTD,	17
	15
	15
	15
	15
	15
	165
Tina Interconnect Investment Limited	165
	165
	165
	165
	165
	165
	165
	165
	165
	25

2

“ ”

OR

“ ”

“ ”

10 ((” P . —“ UCB281
(
“ ”
(; m
± Ê “

5	35 192 241 33
	20 822 601 416 29

2

	140 131 082 47	6 285 520 58	30 710 566 6 9	95 161 77	3 289 107 35	118 829 981 94
	140 131 082 47	6 285 520 58	30 710 566 6 9	95 161 77	3 289 107 35	118 829 981 94

CE

--	--	--

3

--

5

5

1

1	69,536,210.06	96.78%	58,774,779.61	98.67%
1 2	16,717,988.15	2.49%	5,980,419.98	1.01%
2 3	1,582,606.83	0.24%	1,250,000.12	0.21%
3	3,299,822.15	0.49%	622,565.54	0.11%
	67,136,657.19		58,577,865.23	

1

2

6

	33,255,459.58	43,123,451.91
	33,255,459.58	43,123,451.91

1

1

	4,241,108.22	1,647,513.92
	96,849,860.71	99,980,983.45
	12,528,737.90	143,831,836.92
	46,555,001.17	32,488,722.87
	2,244,260.66	66,582.77
	175,581,885.78	158,490,656.80
	338,000,867.44	436,456,246.73

2

8 2 8 b 4

	12	()	()	
2023 1 1	5,332,791.82			5,332,791.82
2023 1 1				
	38,577.28			38,577.28
				183,400.21
				170,586.60

3 4	467,449 00
	338,000,867 44

3

	5,332,794 82	38,577 28	183,400 21	170,586 60	- 271,967 43	4,745,407 86
	5,332,794 82	38,577 28	183,400 21	170,586 60	- 271,967 43	4,745,407 86

--	--	--

4

	170,586 60

--	--	--	--	--	--

5

1		95,000,000 00		28 11%
2		35,713,682 30		10 57%
3		21,000,000 00		6 21%
				45,000 00
				178,588 46
				105,000 00

7



1,813,423,206.16

2,019,719,088.95

66,565,819.81

69,527,987.14

107,450,138.98

81,342.10

507,429.07

8.10

2,197,204,594.09

			16 133 77			
	264 713 32	224 449 102 33				
		51 240 000 0 0				

43 994 00

1	13 739 567 63		13 739 567 63
2	1 918 511 95		1 918 511 95
1	1 802 386 03		1 802 386 03
2	146 115 87		146 115 87
3			
1			
2			
4	15 708 079 53		15 708 079 53
1			
2			
1			
3			
1			
2			
4			
1	71 439 537 45	15 025 316 59	86 464 854 04
2	74 565 617 04	18 216 738 02	92 782 355 06

14

	43 892 721 827 21	44 036 022 703 69

1

1	1,36,6	3	892	2,066	3	8,144,930,20	9	,7294	188,50	897,96	6	,290
	7	,995	3	3,146,5	95,23	4,186,00	61,82	8	03,80	42,80	86,297	5
	8	94,21	1	1								
2	90,666	28,581,5	1	82,23,889,4	1	25,84	80,83	0,665,960	5	6,426		
	18-6	8691	2	071,1897,40	5	801,83,5	2440,58	45,06	9,149,56			

1	38 111,5 45 73	26 985,6 05 33	1 509 33 8 994 61	19 622,6 11 08	1 202,55 4 732 21	8 488,46 9 87	407 476 589 56	40 229 115 37	3 632 76 7 683 79	
2	732 219 101 47		205 985 718 97	89 421,2 4	44 227,6 90 10	13 922,9 5	328 120 385 43	201 882 135 91	1 572 51 8 386 10	" Ê
3										
4	110 335 491 16	1 665 98 1 58	136 887 357 60	1 177,46 5 08	4 683,36 2 29 67	297 742 1 42	135 086 465 59	28 889 2 23 75	418 983 089 67	"
3	4 807 05 06 07 7	3 047 92	919 380 t (fi					

2										
1										

15

	2,532,263,512.86	2,685,377,794.32
	2,532,263,512.86	2,685,377,794.32

1

	.00	.00		.00								
	1806 1320 037	1619 8866 898				1619 8866 898	8969 %	9000 %				
	2208 4188 595		2005 0461 258	1456 9494 908		5480 9668 .55	9079 %	9079 %				
	6085 6026 174	2829 0857 996	9,9 TM # r	4871 5955 .00	c/f ñ	2441 3958 496	9500 %	9500 %	f1 9 TM eb^	1 9 TM		°ñ
	350 000 .00		3027 5229 .35			3027 5229 .35	8650 %	8650 %				

400
000
000

409
1361
258

GaX#TM

409
1361
258

9600
%

x G&@ P

°ñ

ñ

c #TM

13

1	1,161,016,114.04	8,954,953.31	140,235.69	1,170,106,303.04
2	122,874,416.01		3,521.02	122,877,937.03
	120,827,571.55			120,827,571.55
	2,016,876.46		3,521.02	2,020,397.48
3	227,691,989.53			227,691,989.53
	159,314,989.53			159,314,989.53
4	1,124,656,224.47	8,954,953.31	142,759.71	1,133,764,137.49
1	52,500.80			52,500.80
2				

2	35,482,368 2	1,484,523.54	28,295,413.2 6	29,782,088.9 5	3,084,086.86	98,018,519.4 3
1	8,014,273.37	1,455,539.11	26,255,091.9 3	22,775,273.8 4		58,500,178.2 5
2						
3						
4	27,448,123.4 5	8,984.43	2,040,321.33	6,986,825.11	3,084,086.86	39,518,341.1 8
3			48,361.08	907,789.13		956,120.16
1			48,361.08	902,406.47		950,767.50
2				5,352.66		5,352.66
4	2,468,984.35 5 11	195,828.401 21	122,720,305 61	405,230,624 41	111,465,991 20	3,304,179.67 7 54

4						
1	2,200,694,613,98	142,161,697,24	67,720,154,28	181,685,629,32	88,682,473,87	2,680,867,618,69
2	2,198,386,733,54	162,088,721,97	51,484,910,42	192,685,719,10	91,074,988,64	2,685,684,053,67

00%

2

N M	225,120,474,58
------------	-----------------------

18**1**

	42,325,758,5				42,325,758,5
	376,682,429,24				376,682,429,24
	9,584,322,61				9,584,322,61
	53,174,339,31				53,174,339,31
	17,717,209,29				17,717,209,29
	1,730,318,45				1,730,318,45
	26,656,146,69				26,656,146,69
	4,582,880,91				4,582,880,91
Suk kunststoffte chrik GmbH	9,582,894,63				9,582,894,63
	8,570,588,06				8,570,588,06
	6,575,713,14				6,575,713,14
	454,304,97				454,304,97

8 308 254 98

8 308 254 98

19

--	--	--

	45 351 380 39	80 585 089 71	98 782 585 73	17 106 305 46
	29 580 547 47	6 174 367 98	13 580 208 27	2 087 080 49
	8 358 305 513 87	1 322 608 886 43	10 433 701 376 73	1 623 751 482 46

3

	80 585 089 71	95 083 278 43	17 106 305 46	1 208 582 281 01
	80 585 089 71	1 222 013 806 72	17 106 305 46	1 606 685 177 00

		4,436 00
	159,387,115 48	44,276,885 50
	159,387,115 48	44,276,885 50

21

	308,628,625 80

27

1

	2 322 044 143 27	7 537 089 194 79	8 674 967 805 26	1 204 175 532 80
	26 081 119 21	40 286 197 75	45 901 830 9	20 415 466 01
	60 500 00	6 368 916 98	5 148 59	1 280 821 00
	2 368 135 782 48	7 983 754 309 47	9 126 018 2	1 225 871 819 81

2

1	2 308 322 330 89	7 085 111 471 25	8	1 172 494 019 98
2	6 515 232 20	24 797 805 47		6 924 067 66
3	21 145 736 14	220 543 066 68		15 074 977 72



97,250,457.07

--	--	--

30

	336 824 394 21	828 889 225 82
		224 130 860 43
	223 005 080 49	179 282 344 89

31

	736 310 853 14	863 481 119 65
	- 59 963 345 06	- 62 742 078 14
	736 347 508 08	800 739 041 51

35

	550 979 51	682 513 39	
	550 979 51	682 513 39	

36


	665 910 085 66	69 709 347 61	87 880 891 04	647 738 532 23	3 4
	665 910 085 66	69 709 347 61	87 880 891 04	647 738 532 23	

								/
--	--	--	--	--	--	--	--	---

“ € 34 65 45 6 69 709 34 87 880 09 386 26 96 7 61 Ê “ 3 74 “ m

33

		+ -					



175	145,582,734.98	4,171,828,291.51
-----	----------------	------------------

43

	1 121 072 688 83		1 121 072 688 83
	1 121 072 688 83		1 121 072 688 83

	32 288 416 277 22	24 010 637 144 00
	32 288 416 277 22	24 010 637 144 00
	4 355 725 981 55	9 163 104 819 54
		135 911 192 22
	926 918 628 85	729 270 547 26
		143 976 81
	35 717 193 529 92	32 288 416 277 22

000

000

000

000

	9 528 729 96	81 133 060 529 15
	355 933 20	823 029 251 46
	4 733 16	81 961 159 810 61
		71 014 813 733 97
		736 986 210 32
		71 741 834 929 29

2022

3,736,214,786.32

50

m

42,534,608.73

- 204,961,003.85

23,834,909.94

	- 23,455,265.52	- 26,809,811.39
--	------------------------	------------------------

54

	144,822.98	- 1,551,070.82
	231,830.96	- 2,535.49
	24,425,046.11	- 309,946.55
	24,801,700.00	- 1,863,572.86

55

	- 202,982,989.59	

218,518,781.61

60

41

61

1

4

§

s

/

2

 $\frac{1}{2}$

Ê ;

1 M

° ° M

M

m

r20220

”

z @

.

t z 6,22,46,80,22

\$. m (((nV sss fa . m^a . a

	4 726 124 791 47	4 139 589 512 61
	178 161 289 59	142 490 952 36
	4 686 154 658 68	3 582 738 383 32
	94 950 467 88	79 342 091 05
	107 388 737 27	83 834 588 68
	178 297 455 74	225 402 305 19
“ ”	- 18 808 475 5	- 2 680 682 08
“ ”	15 870 489 60	- 533 245 4
“ ”	23 55 265 52	23 55 265 52
“ ”	708 053 28 91	418 5
“ ”	- 743 688 365 66	-
“ ”	233 549 002 58	
“ ”	- 365 874 075 98	- 1
“ ”	12 324 532 589 60	61 1
“ ”	6 091 105 158 30	6 091 105 158 30
“ ”	- 19 438 288 136 06	19 438 288 136 06
	881 9	b
		b

	27,956,660,015.28	17,312,418,429.51
	342,732.28	1,236,553.98
	27,956,317,283.00	17,311,181,875.53
	27,956,660,015.28	17,312,418,429.51

63

“ ”

64

--	--	--

	1 908 86 332 23	7 2258	13 788 158 601 45
	538 704 69	7 8771	4 479 743 71
	283 884 33	0 92198	243 286 07
	2 225 088 00	0 05009	112 456 96
	694 515 549 98	0 23354	162 197 161 53
	1 35 745 254 00	0 0008062	420 455 26
	2 203 686 00	0 00545	12 109 31

	137,499.81	0.08816	12,159.69
	5,997.20	5.342	32,050.24

2**66****1**

	637,555,880.83		87,609,088.74
	10,132,671.40		271,797.30
	157,834,862.82		157,834,862.82

					100.00%				
			3	3	3	3	3	3	5

					70.95%	
					70.95%	
					70.95%	
					70.95%	
					70.95%	
					70.95%	
					100.00%	
ICF LANO				100.00%		
LINDHOLM					31.19%	
					12.48%	1
						%
Gher					21.83%	
Acoustics,						
LLC(USA)						
Gldgt					12.48%	
Hldng						
limited						
					9.05%	
					31.19%	
					100.00%	
)					100.00%	
(100.00%	
					100.00%	

C^o †

BF

2

100.00%

"

" 1

						100 00%
						100 00%
						90 00%
(100 00%
				100 00%		
						100 00%
						100 00%
						100 00%
						51 00%
						100 00%
						100 00%
						100 00%
						100 00%
				100 00%		
				100 00%		
				100 00%		
						100 00%
						100 00%
						100 00%
				55 00%		
						55 00%
				100 00%		
				100 00%		
				100 00%		

					100,00%	
					100,00%	
SUK Kunststoffe drik GmbH						

			Á %	fi			68.42%		
							68.42%		
							68.42%	-9%	666.99

~ ~ ~ x A " A ~

3

	210,5	32,56	243,0	53,40	1,66	55,04	225,3	34,46	259,8	76,06	2,058	78,12
	10,32	5,288	75,62	1,224	,011	4,235	87,52	6,813	54,31	6,233	,744	4,977
	1,17	.60	0,07	.02	‰ 85	.87	8,35	.43	‰ 1,78	.04	√ 29	.33 ^a
	65,0	34,26	65,2	25,0	5,802	20,8	85,0	3,45	88,5	45,9	2,125	46,0
	0,92	8,321	75,24	78,90	,861	8,76	85,18	3,115	38,30	46,56	,630	72,18
	7,06	5,20	8,26	3,96	‰ 30	5,36	1,534	0,58	4,02	5,21	5,97	8,58

m

	81.39	48,854.78 1.16	42,072.63 1.54	9.27	59.63	.90	3.82	152,188.7 94.13
	488,689.7 20.11	44,959.76 0.71	54,628.84 3.97	104,588.6 94.61	527,806.9 90.34	32,422.55 8.33	32,528.51 2.99	40,580.76 8.92
	836,780.4 85.16	9,870.142 .97	6,853.281 .61	73,211.36 4.76	689,551.3 27.38	74,986.16 4.88	72,629.78 0.30	310,705.9 32.68
	1,777,399 ,697.61	9,820.683 .01	33,395.16 6.48	352,613.6 02.15	2,055,086 ,043.05	161,804.5 73.10	61,488.17 5.70	- 88,271.24 0.05
	32,782.16 6,685.78	680,979.4 05.71	651,326.8 26.15	4,058,070 ,012.36	28,735.07 7,922.08	508,782.8 12.85	554,485.1 45.67	4,102,461 ,264.04
	1,986,861 ,123.28	46,818.04 2.43	37,004.34 1.18	1,508,359 ,519.08	1,089,766 ,737.38	23,378.41 5.55	12,942.29 5.61	- 168,948.1 73.18

1

“ ”

1

	--	--	--	--

		44 625 932 85	1 590 916 602 67	1 635 542 535 52
1		44 625 932 85	1 590 916 602 67	1 635 542 535 52
3		44 625 932 85		44 625 932 85
4			1 590 916 602 67	1 590 916 602 67
	23 816 394 83		126 556 984 76	370 373 379 64
			35 700 000 00	35 700 000 00
1			35 700 000 00	35 700 000 00
(1)			35 700 000 00	35 700 000 00
	23 816 394 83	44 625 932 85	1 733 173 587 43	2 041 615 95 16
		159 387 115 48		159 387 115 48
		159 387 115 48		159 387 115 48
		159 387 115 48		159 387 115 48
	--	--	--	--

2**3****4****5****6****7**

8

9

1



m

		30 761 86			
EDMISION INNOVATION TECHNOGY		684 797 08			
					201, 257, 887 37
		8 088 457 80			21, 250 680 08
UDSAN TECHNOGY LIMITED		299 274 781 21	1, 200 000 000 0 0		151, 654 733 67
MIRRY & UDSHARE (VIET NAM CO, LTD		21, 767, 255 18			44 000 653 97
BS Autontive Interface Sclutions GbH Germany		16 428 972 26	70 000 000 00		8 058 336 98
BS Autontive Interface Sclutions GbH Germany		2 861, 855 86			

1, 689 376 80

ES AUTOMOTIVE INTERFACE SOLUTIONS US, LLC USA		13,889,100.75	103,871.46
ES AUTOMOTIVE INTERFACE SOLUTIONS Rraria S.R.L.		13,502,265.79	
ES AUTOMOTIVE INTERFACE SOLUTIONS GmbH Germany		1,609,210.88	
		76,476,699.91	154,639,628.19
		36,800,888.56	1,327,672.14
		5,941,004.10	
		43,409,388.61	
IUSAN TECHNOLOGY LIMITED		8,900,594.74	
		1,813,122.20	
IUSAN TECHNOLOGY LIMITED		150,712,588.81	
IUSAN TECHNOLOGY LIMITED		5,855,619.61	8,463,889.07
		3,200.00	18,676,894.60
NIRRY & IUSHRE (VIETNAM) CO., LTD		16,957,889.96	16,078,429.14
		17,325,012.83	2,556,851.00
Xinhao Photoelectric Technology HK limited		123,714.71	
		135,313.38	991,782.44
COML OPTIC ELECTRONICS LTD		44,889,287.05	5,808,726.08
		29,972,051.44	
		8,228,024.75	
()		1,761,916.38	
		25,726.56	
		84,083.97	
		5,700.23	

2



3

	5 789 610 000 00	2020 07 20	2025 07 19	

)				
		1,555,641.31	782.82	2,888,819.77	1,424.41
	NIRRY & LUSARE (VIET NAM) CO, LTD	10,657,488.06	5,328.73	8,508,901.75	4,251.95
	LUSAN TECHNOLOGY LIMITED	87,776,944.65	43,888.46	3,086,189.27	1,518.09
	COML OPTIC ELECTRONICS LTD	17,889,466.44	8,929.73	89,178,452.13	44,589.23
				621.50	0.31

1


	0 00
	32,310,260 00
	6,323,500 00

2

	Black Sables

3 m (1 Q 608 0

m 0 8



1

1

2

2

3

1

2

4

5

--	--	--	--	--	--	--

1

1

121	180		1,070 34	428 14	40 00%
181	365		1,688 201 90	849 100 97	50 00%
1	2		11,885 432 37		

500 000 000 00

1	1							
	1	60						
	61	120						
	121	180						
	181	365						
3								
								506 40 29

4		377,339,728,28		5,33%	
5		220,000,000,00		3,12%	
		6,782,088,332,28		96,04%	

6

	158,059.98					158,059.98	
	5.32					5.32	
ICF LANO LIMITED	987,362.50					987,362.50	
	0.26					0.26	
	32,423.89	621,864.52				32	
	.90						

	1,107,331.70	171,947.16				1,279,278.86	
IOSHARE ICT	3,140,913.42	4,082.04				3,145,005.46	
	173,086.776.55	10,501,339.06				183,588,105.61	
Lusshare ICT inc.	46,586,940.81	4,973,415.54				51,560,356.35	
Korea Lusshare ICT Co., Ltd	5,836,242.62	109,494.64				5,945,737.26	
IOSHARE ICT EUROPE LIMITED	182,206.32					182,206.32	
	11,737,053.90	3,016,861.35	€			14,753,915.26	
	33,333,45.55	2,625,889.44				35,959,344.99	
	3,255,101.86	411,355.2				3,666,457.18	
	1,972,318.72	4,000.06				1,976,318.78	
	1,409,555.32	97.82				1,409,653.14	
	2,532,431.61	766.64				2,533,198.25	
	611,892.33	894				612,786.33	
	1,053,103.73	()		(-)		1,053,103.73	

€ 9L€ œ (6,317,32€ 7 (,317,32€ & ~ d

0& C

	7,510,289	1,103,687				8,613,977	
	72	38				10	
	1,441,333	-					
	131.87	7,559,485					

	47,383.33	138,101.24				185,449.57	
	12,158,105.97	2,346,985.42				14,505,041.39	
LOSARE ICT (VIETNAM) LIMITED	52,247.51	388,325.42				970,572.98	
	6,075,602.47	2,292,379.90				8,367,982.37	
()	15,368,772.97	2,246,570.96					

	1	2		

	2 861 174 68 03	36 112 534 82
--	------------------------	----------------------

6**1**

„ D	2 987 985 77	
	344 602 388 46	
	19 399 201 85	
	196 733 404 76	
	12 027 395 86	
	- 367 337 810 67	m /

3

1

2

3

4